

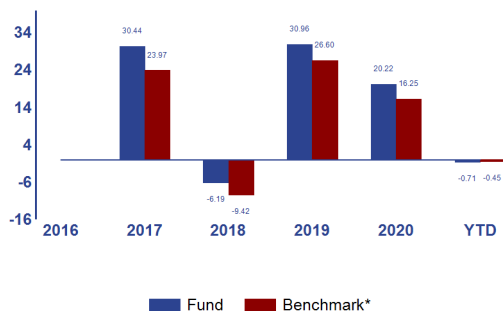
Nordea 1 - Global Stars Equity Fund

Performance in %

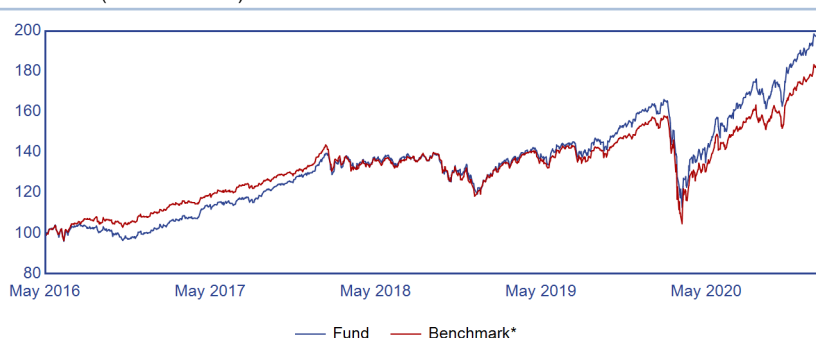
Cumulative	Fund	Benchmark*
Year To Date	-0.71	-0.45
1 month	-0.71	-0.45
3 months	17.60	17.01
1 year	20.34	17.02
3 years	37.61	25.63
5 years		
Since launch	91.51	77.72

Key Figures	Fund	Benchmark*
Annualised return in %**	11.23	7.90
Volatility in %**	17.99	17.93
Alpha in %**	3.39	
Beta**	0.99	
Sharpe Ratio**	0.52	0.33
Correlation**	0.99	
Information ratio**	1.09	
Tracking error in %**	3.05	

Discrete Year



Performance (indexed at 100)



Fund Data

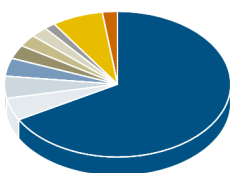
Share class	BP-USD	Launch date	17/05/2016
Fund category	Accumulating	ISIN	LU0985320562
Last NAV	191.51	Sedol	BYQPXR4
AUM (Million USD)	1,716.90	WKN	A2AJ9F
Minimum investment (EUR)	0	Bloomberg ticker	NOGSBPU LX
Maximum front end fee in %	5.00	Number of holdings	78
Annual management fee in %	1.500	Swing factor / Threshold	No / No
Manager	Fundamental Equities Team		

* MSCI ACWI Index (Net Return) (Source: Datastream)

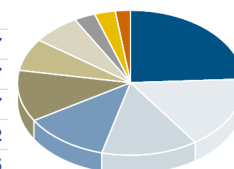
** Annualized 3 year data
Performances are in USD

Asset Allocation in %

Country	Fund
United States	66.90
France	4.98
United Kingdom	4.89
China	4.01
Japan	3.07
South Korea	2.68
Taiwan	2.40
Netherlands	1.58
Other	7.31
Net Liquid Assets	2.18



Sector	Fund
Information Technology	24.21
Financials	16.11
Industrials	13.77
Health Care	12.17
Consumer Discretionary	11.47
Communication Services	7.22
Consumer Staples	6.85
Materials	3.03
Other	2.99
Net Liquid Assets	2.18



Top Holdings in %

Security Name	Country	Sector	Weight
Alphabet	United States	Communication Services	4.02
Microsoft	United States	Information Technology	3.91
Amazon.com	United States	Consumer Discretionary	3.57
Taiwan Semiconductor Manufacturing	Taiwan	Information Technology	2.40
Rotork	United Kingdom	Industrials	2.16
Apple	United States	Information Technology	2.06
Tencent Holdings	China	Communication Services	2.04
Samsung Electronics	South Korea	Information Technology	2.04
Alibaba Group Holding	China	Consumer Discretionary	1.97
salesforce.com	United States	Information Technology	1.95

Investment Strategy

The fund is a global, long only equity fund which aims to generate a sustainable outperformance of 3% p.a. compared to the MSCI World AC – Net Return Index. The portfolio follows a bottom-up stock selection approach and invests in companies with a sustainable competitive advantage, which allows them to deliver high and stable returns. The management team aims to invest in companies exposed to change which should allow them to grow over a 5-7 year investment horizon. The fund has a strong ESG (environmental, social and governance) bias, with the aim of investing in companies with well managed ESG profiles and/or that contribute to solutions relating to global ESG challenges.



Nordea 1 - Global Stars Equity Fund

Sustainability characteristics

- ✓ Engagement
- ✓ ESG Integration
- ✓ ESG positive screening and selection
- ✓ Norm based screening and corporate exclusion list
- ✓ Voting

ESG integration summary

This fund does not invest in companies involved in the production of illegal or nuclear weapons or exhibiting more than 10% of their revenues from oil sand. We also exclude companies with large and sustained exposure to coal mining, with a 10% revenue threshold on thermal coal and a 30% revenue threshold on total coal (including metallurgical coal). Beyond these corporate exclusions (1), we have developed a specific range of cutting-edge products focusing on Responsible Investment: the STARS funds. Our dedicated Responsible Investment team conducts a thorough ESG analysis on each holding resulting in an internal score. Our proprietary ESG scoring model includes a business model dimension in addition to environmental, social and governance aspects. We assess how sustainability trends can positively or negatively impact the company's business model, its value chain, products and services. We also seek to understand the company's contribution to these themes. Please note that the MSCI ESG rating is mainly backward looking, relying mainly on publicly available information and can differ from Nordea's internal scoring which is based on a forward-looking approach. (1) Nordea Asset Management corporate exclusion list is available on the following link: <https://www.nordea.com/en/sustainability/sustainable-business/investments/exclusion-list/>

Weighted average carbon intensity



(In Tons of CO2 equivalent per dollar millions of sales)

Source: Data sourced from MSCI Inc. for equities and ISS Ethix for fixed income. For sovereigns (countries) turnovers is replaced by GDP. Please note that only scope 1 & 2 are taken into consideration, excluding scope 3. The carbon intensity of our fund might therefore appear higher than the benchmark.

ESG Rating

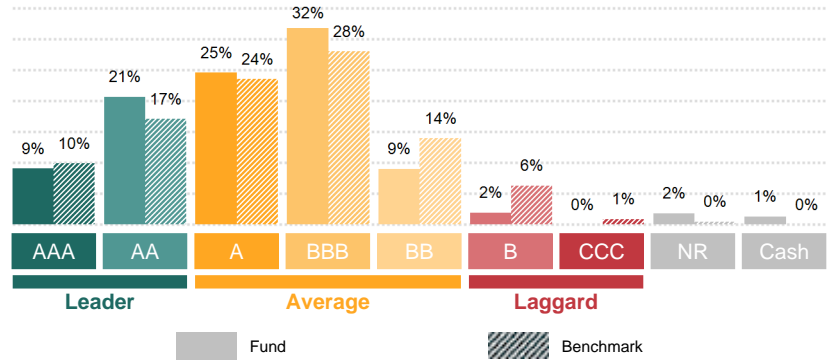
Fund	AAA	AA	A	BBB	BB	B	CCC
Benchmark	AAA	AA	A	BBB	BB	B	CCC

Coverage Rate (Fund/Benchmark): 97% / 100%

Benchmark: MSCI ACWI Index (Net Return)

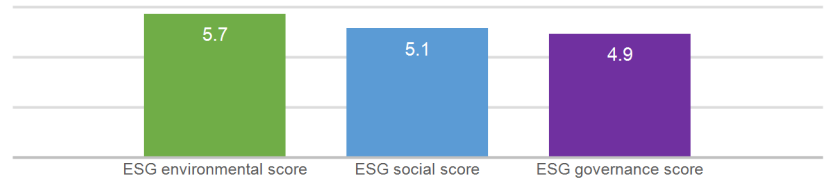
Source: MSCI ESG research LLC

ESG rating breakdown



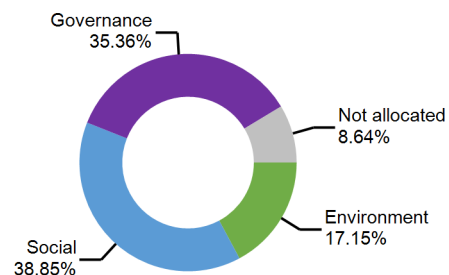
Source: MSCI ESG research LLC

ESG Scores per pillar



Source: All data is from MSCI ESG Fund Ratings as of 29/01/2021, based on holdings as of 31/12/2020. The overall portfolio rating is calculated on an industry relative basis while the underlying individual E, S and G ratings are absolute. Hence, the overall rating cannot be seen as an average of the individual E, S and G ratings. Rated on a scale of 0 to 10, where 0 is very poor and 10 is very good.

Portfolio exposure by ESG pillar



Source: All data is from MSCI ESG Fund Ratings as of 29/01/2021, based on holdings as of 31/12/2020.

ESG Labels



Label ISR recognises the fund. Label ISR is created and supported by the French Finance Ministry. The label's goal is to increase the visibility of SRI products among savers in France and Europe. The fund is recognized by LuxFLAG ESG Label. LuxFLAG is an international and independent non-profit association and labelling agency. The fund has received recognition from the Belgian Central Labelling Agency in the form of Towards Sustainability label. The label aims to instil trust and reassure potential investors that the financial product is managed with sustainability in mind and is not exposed to very unsustainable practices, without requiring of investors to do a detailed analysis themselves.

The metrics are used for illustrative purposes only and solely rely on MSCI ESG Research views © 2021 MSCI ESG Research LLC. Reproduced by permission. Although Nordea Investment Management AB information providers, including without limitation, MSCI ESG Research LLC and its affiliates (the "ESG Parties"), obtain information from sources they consider reliable, none of the ESG Parties warrants or guarantees the originality, accuracy and/or completeness of any data herein. None of the ESG Parties makes any express or implied warranties of any kind, and the ESG Parties hereby expressly disclaim all warranties of merchantability and fitness for a particular purpose, with respect to any data herein. None of the ESG Parties shall have any liability for any errors or omissions in connection with any data herein. Further, without limiting any of the foregoing, in no event shall any of the ESG Parties have any liability for any direct, indirect, special, punitive, consequential or any other damages (including lost profits) even if notified of the possibility of such damages.

Source (unless otherwise stated): Nordea Investment Funds S.A. Period under consideration (unless otherwise stated): 31/12/2020 - 29/01/2021. Performance calculated NAV to NAV (net of fees and Luxembourg taxes) in the currency of the respective share class, gross income and dividends reinvested, excluding initial and exit charges as per 29/01/2021. Initial and exit charges could affect the value of the performance. **The performance represented is historical; past performance is not a reliable indicator of future results and investors may not recover the full amount invested. The value of shares can greatly fluctuate as a result of the sub-fund's investment policy and cannot be ensured, you could lose some or all of your invested money.** If the currency of the respective share class differs from the currency of the country where the investor resides the represented performance might vary due to currency fluctuations. The sub-funds mentioned are part of Nordea 1, SICAV, an open-ended Luxembourg-based investment company (Société d'Investissement à Capital Variable), validly formed and existing in accordance with the laws of Luxembourg and with European Council Directive 2009/65/EC of 13 July 2009. **This document is advertising material and does not disclose all relevant information concerning the presented sub-funds.** Any investment decision in the sub-funds should be made on the basis of the current prospectus and the Key Investor Information Document (KIID), which are available, along with the current annual and semi-annual reports, electronically in English and in the local language of the market where the mentioned SICAV is authorised for distribution, without charge upon request from Nordea Investment Funds S.A., 562, rue de Neudorf, P.O. Box 782, L-2017 Luxembourg, from the local representatives or information agents, or from our distributors. Investments in derivative and foreign exchange transactions may be subject to significant fluctuations which may affect the value of an investment. **Investments in Emerging Markets involve a higher element of risk. The value of shares can greatly fluctuate as a result of the sub-fund's investment policy and cannot be ensured. Investments in equity and debt instruments issued by banks could bear the risk of being subject to the bail-in mechanism (meaning that equity and debt instruments could be written down in order to ensure that most unsecured creditors of an institution bear appropriate losses) as foreseen in EU Directive 2014/59/EU. For further details of investment risks associated with these sub-funds, please refer to the relevant Key Investor Information Document (KIID), available as described above.** Nordea Investment Funds S.A. has decided to bear the cost for research, i.e. such cost is covered by existing fee arrangements (Management-Administration-Fee). Nordea Investment Funds S.A. only publishes product-related information and does not make any investment recommendations. Published by Nordea Investment Funds S.A., 562, rue de Neudorf, P.O. Box 782, L-2017 Luxembourg, which is authorized by the Commission de Surveillance du Secteur Financier in Luxembourg. Further information can be obtained from your financial advisor. He/she can advise you independently of Nordea Investment Funds S.A. **Please note that all sub funds and share classes might not be available in your country of jurisdiction. Additional information for investors in Switzerland:** The Swiss Representative and Paying Agent is BNP Paribas Securities Services, Paris, Succursale de Zurich, Selnaustrasse 16, 8002 Zurich, Switzerland. **Additional information for investors in Germany:** The Information Agent in Germany is Société Générale S.A. Frankfurt Branch, Neue Mainzer Straße 46-50, 60311 Frankfurt am Main, Germany. A hard copy of the above-mentioned fund documentation is also available here. **Additional information for investors in Austria:** The Information and Paying Agent in Austria is Erste Bank der österreichischen Sparkassen AG, Am Belvedere 1, 1100 Vienna, Austria. **Additional information for investors in the Netherlands:** Nordea 1, SICAV is a Luxembourg Undertaking for Collective Investment in Transferable Securities (UCITS) registered in the Netherlands in the register kept by the AFM, and as such is allowed to offer its shares in the Netherlands. The AFM register can be consulted via www.afm.nl/register. **Additional information for investors in France:** With the authorisation of the AMF the shares of the sub-funds of Nordea 1, SICAV may be distributed in France. Centralising Correspondent in France is CACEIS Bank, located at 1-3, place Valhubert, 75206 Paris cedex 13, France. **Investors are advised to conduct thorough research before making any investment decision. Additional information for investors in Belgium:** The Financial Service Agent in Belgium is BNP Paribas Securities Services S.C.A., Brussels Branch, Rue de Loxum 25, 1000- Brussels, Belgium. A hard copy of the above-mentioned fund documentation is available upon demand free of charge. **Additional information for investors in Spain:** Nordea 1, SICAV is duly registered in the CNMV official registry of foreign collective investment institutions (entry no. 340) as authorised to be marketed to the public in Spain. The Depository of the SICAV's assets is, J.P. Morgan Bank Luxembourg S.A. In Spain, any investment must be made through the authorised distributors and on the basis of the information contained in the mandatory documentation that must be received from the SICAV's authorised distributor prior to any subscription. The Representative Agent is Allfunds Bank S.A.U., C/ de los Padres Dominicos, 7, 28050 Madrid, Spain. A complete list of the authorised distributors is available in the CNMV's webpage (www.cnmv.es). **Additional information for investors in Portugal:** The Management Company of the SICAV, Nordea Investment Funds, S.A., and the Depository of the SICAV's assets, J.P. Morgan Bank Luxembourg S.A., are validly formed and existing in accordance with the laws of Luxembourg and authorized by the Commission de Surveillance du Secteur Financier in Luxembourg. Our distributor in Portugal is BEST - Banco Electrónico de Serviço Total, S.A., duly incorporated under the laws of Portugal and registered with the CMVM as a financial intermediary. **Additional information for investors in Italy:** Fund documentation as listed above is also available in Italy from the distributors and on the website www.nordea.it. The updated list of distribution agents in Italy, grouped by homogenous category, is available from the distributors themselves or from the Paying Agents: State Street Bank International GmbH – Succursale Italia, Allfunds Bank S.A.U. – Succursale di Milano, Société Générale Securities Services S.p.A., Banca Sella Holding S.p.A., Banca Monte dei Paschi di Siena S.p.A., CACEIS Bank S.A., Italian Branch and on the website www.nordea.it. Any requests for additional information should be sent to the distributors. **Before investing, please read the prospectus and the KIID carefully.** We recommend that you read the most recent annual financial statement in order to be better informed about the fund's investment policy. **The prospectus and KIID for the sub-funds have been published with Consob.** For the risk profile of the mentioned sub-funds, please refer to the fund prospectus. **Additional information for investors in the United Kingdom:** The Facilities Agent is FE Fundinfo (UK) Limited., 3rd Floor, Hollywood House, Church Street East, Woking GU21 6HJ, United Kingdom. **Additional information for investors in Ireland:** The Facilities Agent is Maples Fund Services (Ireland) Limited, 32 Molesworth Street, D02 Y512 Dublin 2, Ireland. **Additional information for investors in Sweden:** The Paying Agent is Nordea Bank Abp, Swedish Branch, Smålandsgatan 17, 105 71 Stockholm, Sweden. **Additional information for investors in Denmark:** The Representative Agent is Nordea Danmark, Filial af Nordea Bank Abp, Finland, Grønørdsvej 10, Postboks 850 0900 Copenhagen C, Denmark. A hard copy of the above-mentioned fund documentation is available here. **Additional information for investors in Norway:** The Nordea 1, SICAV is registered in Norway. **Additional information for investors in Finland:** The Representative Agent is Nordea Funds Ltd, Satamaradankatu 5, 00020, Helsinki, Finland. **Additional information for investors in Latvia:** The Representative Agent is Luminor Bank AS, 62 Skanstes iela 12, 1013 Riga, Latvia. **Additional information for investors in Estonia:** The Representative Agent in Estonia is Luminor Bank AS, Liivalaia 45, 10145 Tallinn, Estonia. **Additional information for investors in Lithuania:** The Representative Agent in Lithuania is Luminor Bank AB, Konstitucijos pr. 21A, 03601 Vilnius, Lithuania. Shareholders must evaluate possible investment risks and take this into consideration when making investment decisions. **Additional information for investors in Brazil:** This is a strictly privileged and confidential document for the purposes of a potential investment in foreign securities on a one-on-one basis with potential investors with a pre-existing relationship with Nordea Investment Funds S.A. This document contains information addressed only to a specific individual and is not intended for distribution to, or use by, any other person. This document (i) is provided for informational purposes only, (ii) should not be construed in any manner as any solicitation or offer to buy or sell any securities or any related financial instruments, (iii) should not be construed in any manner as a public offer of any securities or any related financial instruments, and (iv) will be addressed to a potential investor with restrict access of information. Nordea 1, SICAV have not been, and will not be, registered with the Brazilian Securities Commission (Comissão de Valores Mobiliários - CVM), and must not be offered or sold in Brazil except in circumstances which do not constitute a public offering or distribution under Brazilian laws and regulations. Any public offering, placement or distribution, as defined under Brazilian laws and regulations, of securities in Brazil, is not legal without prior registration under Law No. 6,385 of December 7, 1976, as amended. Documents relating to the offering of the Nordea 1, SICAV, as well as information contained therein, must not be supplied to the general public in Brazil (as the offering of the Nordea 1, SICAV is not a public offering of securities in Brazil) or used in connection with any offer for subscription or sale of the Nordea 1, SICAV to the general public in Brazil. Investors within Brazil should consult with their own counsel as to the applicability of these laws and regulations or any exemption there from. Source (unless otherwise stated): Nordea Investment Funds S.A. Unless otherwise stated, all views expressed are those of Nordea Investment Funds S.A. This document may not be reproduced or circulated without prior permission. Reference to companies or other investments mentioned within this document should not be construed as a recommendation to the investor to buy or sell the same but is included for the purpose of illustration. The level of tax benefits and liabilities will depend on individual circumstances and may be subject to change in the future.